








**Résultats de la compétition**  
***DEPARTEMENTAL FILIERE NATIONAL***  
***CHAPONNAY - AL GERLAND MOUCHE***  
***18 ET 19 JANVIER 2020***

# 1. FEMININ NIVEAU3 11 + . SA\_DA (individuels)

## 1.1. Résultats par équipes

	Equipe	Club					Total
1	Amplepuis	69--La fraternelle	34.0	34.4	37.0	37.0	142.4
2	Vénissieux	69--Cmo vénissieux	33.2	35.4	36.1	36.4	141.1
3	Chaponnay	69--Chaponnay gym	32.8	34.4	35.0	37.5	139.7
4	Chaponnay 2	69--Chaponnay gym	33.0	34.2	35.4	35.7	138.3
5	Anse	69--Jeunesse ansoise	32.6	33.0	32.9	36.7	135.2
6	Vaugneray 2	69--Union sportive de l'ouest lyonnais	30.7	33.2	36.4	34.7	135.0
7	St Genis les Ollières	69--Entente St genoise	31.3	33.9	33.6	33.9	132.7
8	Brindas	69--A.s.brindas	30.5	33.8	33.9	33.8	132.0
9	Bron	69--Amicale Laïque de Bron	31.9	33.0	34.3	32.5	131.7
10	Vaugneray 1	69--Union sportive de l'ouest lyonnais	31.4	31.6	31.6	34.4	129.0





## 1.2. Résultats individuels

	Gymnaste	Equipe	Annee					Total
1	GIRAUD EMMA	Amplepuis	2006	11.8	11.5	12.4	12.7	48.4
2	FARJOT ILONA	Amplepuis	2005	11.1	11.8	12.2	12.6	47.7
3	LAPORTE CLARA	Vénissieux	2006	11.8	12.2	10.5	12.8	47.3
4	RAY JOHANNA	Anse	2000	10.8	11.1	12.4	12.9	47.2
5	MARTIN MAE	Brindas	2004	9.7	11.8	12.7	12.6	46.8
6	INGRASSIA CLARA	Chaponnay	1999	11.1	11.4	11.7	12.5	46.7
7	CANTALUPPI CLEMENTINE	Vénissieux	1998	9.9	11.8	12.5	12.4	46.6
8	GUENARD CADINE	Chaponnay	1998	10.8	11.3	11.7	12.7	46.5
9	LE BERQUIER MATHILDE	Vaugneray 2	2001	11.0	10.5	12.4	12.1	46.0
10	BADOR CHARLINE	Vaugneray 2	1992	10.0	12.1	12.1	11.7	45.9
11	DE SOUSA FERREIRA CARINE	Bron	1994	11.2	11.9	11.6	11.1	45.8
12	RUFFEL FIONA	St Genis les Ollières	2002	10.2	11.8	11.8	11.5	45.3
	VAGOGNE JULIETTE	Chaponnay	2004	10.3	11.1	11.6	12.3	45.3
14	HASSOUN JINANE	Vénissieux	2007	10.6	11.1	12.0	11.2	44.9
	QUINTELAS ELSA	Vénissieux	2007	10.8	11.4	11.6	11.1	44.9
	PALET OCEANE	Chaponnay	1998	10.9	11.7	10.0	12.3	44.9
17	SOULARD LORETTE	Chaponnay 2	1999	11.0	9.2	12.1	12.4	44.7
18	DONAZZOLO LAURA	Chaponnay 2	2001	10.2	11.0	11.9	10.9	44.0
19	GIRAUD OPHELIE	Vaugneray 1	2002	10.0	11.0	11.2	11.5	43.7
20	MAGAT CLARA	Chaponnay 2	2001	10.4	11.5	10.2	11.5	43.6
21	BARDE ANAE	Chaponnay 2	2004	11.2	10.2	10.2	11.8	43.4
22	BALVAY LUCILE	St Genis les Ollières	1996	9.8	11.4	11.4	10.7	43.3
	LOPEZCOEURDEVEY LISON	St Genis les Ollières	2003	10.8	10.6	10.4	11.5	43.3
24	PRE CLAIRE	Vaugneray 2	1988	9.3	10.6	11.9	10.9	42.7
25	DE LA FOATA ROMANE	Anse	2005	10.7	10.1	9.4	12.4	42.6
26	DE LA FOATA FANNY	Anse	2002	10.4	11.8	10.5	9.6	42.3
	DUMORTIER LAURINE	Brindas	2001	10.4	10.3	11.0	10.6	42.3
28	BORGETTO-NAZÉ EMMA	Bron	1998	10.4	10.5	10.3	11.0	42.2
29	CHENAT SAMANTHA	Vaugneray 1	2002	10.8	10.6	9.2	11.4	42.0
	BATTESTI MAZARINE	St Genis les Ollières	1996	10.3	10.7	10.1	10.9	42.0
31	LE GARGAM CAMILLE	Anse	2005	11.1	9.4	10.0	11.4	41.9
32	DICONNE ORIANA	Chaponnay	2005	10.2	10.7	10.5	10.0	41.4
33	BARBIERE CAROLE	Bron	1998	9.8	9.2	11.9	10.4	41.3
34	BETTINGER HELENE	Chaponnay	2004	10.1	10.2	9.1	11.7	41.1

35	LEFEVERE AUDE	Brindas	2004	10.1	10.3	9.7	10.6	40.7
36	PERRET CHLOE	Amplepuis	1994	9.4	9.7	11.1	10.4	40.6
	ARLAUD LAURA	Vaugneray 1	2002	9.1	9.1	10.9	11.5	40.6
38	LAMBERT OLYMPE	Brindas	1997	10.0	10.1	9.7	9.3	39.1
39	DE SOUSA FERREIRA CATHY	Bron	1997	10.3	10.6	7.9	10.0	38.8
40	METRAL LUCIE	Bron	2000	10.2	7.6	10.8	9.7	38.3
41	LEFEVRE AXELLE	Vaugneray 1	2002	10.6	10.0	9.5	7.9	38.0
42	PERNET AMBRE	Bron	2003	9.9	9.3	9.4	9.0	37.6
43	DECHAUME LÉNA	Amplepuis	2006	9.3	8.7	9.8	9.3	37.1
44	LE ROUX MANON	Anse	2003	10.3	9.1	9.3	8.1	36.8
45	DUC CYRIELLE	Chaponnay 2	1995	9.9	10.4	10.0	6.1	36.4
46	FILLON LILOU	Amplepuis	2007	11.1	0.0	12.4	11.7	35.2
47	LEFEVRE CAROLINE	Vaugneray 1	2002	9.5	9.0	9.1	7.4	35.0
48	D'ALESSANDRO ELSA	Chaponnay 2	2001	10.8	11.7	11.4	0.0	33.9
49	PERRET CLEMENCE	Amplepuis	1997	9.6	11.1	11.0	0.0	31.7
50	LAMBERT CASSANDRE	Brindas	2000	9.5	11.7	10.1	0.0	31.3
51	MEYNAND LALIE	Vénissieux	1998	10.0	10.1	10.7	0.0	30.8
52	CASU CAMILLA	St Genis les Ollières	2002	0.0	10.2	7.3	10.8	28.3
53	BERTHON LAURE	Brindas	2003	0.0	0.0	10.2	7.6	17.8
54	VAIR PIOVA MARION	Vaugneray 2	1994	9.7	6.9	0.0	0.0	16.6
55		Anse	0	0.0	0.0	0.0	0.0	0.0
		Vénissieux	0	0.0	0.0	0.0	0.0	0.0
	CURMI NOEMI	Vaugneray 1	1997	0.0	0.0	0.0	0.0	0.0
		Vaugneray 2	0	0.0	0.0	0.0	0.0	0.0
		Vaugneray 2	0	0.0	0.0	0.0	0.0	0.0
		St Genis les Ollières	0	0.0	0.0	0.0	0.0	0.0

## 2. FEMININ NIVEAU4 11-18 ans . SA\_DA (individuels)

### 2.1. Résultats par équipes

	Equipe	Club					Total
1	Pierre Bénite	69--Patronage laïque de Pierre Bénite	32.8	36.8	32.0	37.9	139.5
2	Chaponnay 2	69--Chaponnay gym	31.4	32.9	34.6	35.3	134.2
3	Brindas	69--A.s.brindas	31.9	35.8	32.5	33.8	134.0
4	Belleville sur saone 1	69--Gym club belleville beaujolais	30.6	33.9	33.6	35.8	133.9
5	Belleville sur saone 2	69--Gym club belleville beaujolais	32.5	31.4	32.3	34.8	131.0
6	St Priest	69--Gymnique association saint priest	31.0	33.8	31.8	33.8	130.4
7	Irigny	69--Amicale laiue irigny	30.8	35.3	31.7	32.3	130.1
8	Savigny	69--A.s.c.savigny	32.4	28.8	31.7	32.6	125.5
9	Chaponnay 1	69--Chaponnay gym	29.8	31.1	29.3	27.1	117.3
10	Givors	69--Independante givors	30.6	26.2	26.4	32.4	115.6
	Limonest	69--A.S.C.J.L. Limonest	28.7	27.2	29.8	29.9	115.6





### 2.2. Résultats individuels

	Gymnaste	Equipe	Annee					Total
1	ASSOUANE ELSA	Pierre Bénite	2002	11.1	12.5	10.5	12.8	46.9
2	PETIT ALEXIA	Pierre Bénite	2003	10.2	12.0	11.5	12.8	46.5
	DESVEAUX-COLETTI CASSIE	Brindas	2005	10.8	12.1	11.5	12.1	46.5
4	DUGEAIS LEA	Brindas	2005	10.7	12.4	11.8	11.4	46.3
5	DALLA COSTA LUNA	Belleville sur saone 1	2002	10.8	12.1	10.6	12.4	45.9
6	BOURDON CLARIE	Belleville sur saone 2	2005	10.7	11.0	10.8	12.8	45.3
7	ALCOLEA LAUREANA	Chaponnay 2	2007	10.7	11.3	11.1	12.0	45.1
8	KOLKAN ILYANA	Irigny	2001	10.7	11.2	11.0	11.6	44.5
9	PERRACHON SOLENE	Belleville sur saone 1	2003	10.0	11.5	11.1	11.7	44.3
10	ABOUBAKAR AOUDI	Pierre Bénite	2007	9.9	12.3	10.0	12.0	44.2
11	DA SILVA MELANIE	St Priest	2004	10.1	10.9	11.2	11.6	43.8
12	SAVOYAT OCEANE	Irigny	2002	10.0	12.9	10.9	9.9	43.7
13	LAVAL MANOLIE	Pierre Bénite	2006	11.1	10.2	10.0	12.3	43.6
14	LONGERE CHLOE	St Priest	2003	9.9	11.6	10.2	11.6	43.3
15	MAGAND LIINA	Limonest	2005	9.9	11.7	11.1	10.5	43.2
16	ROBERT ELOISE	Savigny	2002	10.5	10.1	10.3	12.2	43.1
17	ZAWOL SAMANTHA	Belleville sur saone 2	2004	11.1	10.5	10.6	10.7	42.9
18	ALBERT ARMELLE	Belleville sur saone 2	2005	10.7	9.9	10.9	11.3	42.8
19	BARDE LILY-ROSE	Chaponnay 2	2007	10.0	11.2	9.9	11.4	42.5
20	FAURIE JUSTINE	Chaponnay 2	2003	10.1	9.0	12.3	11.0	42.4
21	LEBAILLIF ROMANE	St Priest	2004	10.9	11.3	9.7	10.1	42.0
22	SAVOYAT MAELYS	Irigny	2006	10.1	11.2	9.8	10.8	41.9
	MARTINI MANON	Savigny	2004	11.0	11.9	9.4	9.6	41.9





24	SEIGNERET LENA	Belleville sur saone 1	2002	9.6	8.6	11.9	11.7	41.8
	GHAZALI LOUNA	Chaponnay 2	2006	10.2	10.4	11.2	10.0	41.8
26	MATHURIN LEANE	St Priest	2003	10.0	10.4	10.4	10.6	41.4
27	RIBAILLIER CHARLOTTE	Pierre Bénite	2007	10.6	11.3	9.1	10.2	41.2
28	NOLET FLORA	Chaponnay 1	2003	10.4	11.1	9.7	9.9	41.1
29	THENAULT LOLA	Chaponnay 2	2006	10.2	9.3	9.5	11.9	40.9
30	JESUS CORALINE	Brindas	2003	10.4	11.3	8.6	10.3	40.6
31	LEYDER ZOE	Pierre Bénite	2006	9.9	10.8	9.4	10.0	40.1
32	KHARA LEE-ANN	Givors	2003	10.1	9.2	9.4	11.2	39.9
33	GUETH LUCIE	Belleville sur saone 1	2002	9.8	8.2	10.6	10.8	39.4
34	LULLIER ROMANE	Brindas	2004	9.9	10.8	8.7	9.7	39.1
35	HONTAAS-BERTHOUX LILOU	Limonest	2004	9.3	9.0	9.9	10.5	38.7
36	MORRISON ALYCIA	Belleville sur saone 1	2003	9.2	10.3	8.3	10.7	38.5
37	MILLET TEONA	Savigny	2007	10.9	6.3	11.2	9.7	38.1
38	KUNTZ CHARLOTTE	Chaponnay 1	2002	9.7	10.9	9.9	7.4	37.9
39	RODRIGUES MARIE	St Priest	2003	10.0	9.5	8.1	10.1	37.7
40	FERNANDEZ ILIANA	Savigny	2007	10.0	6.8	10.2	10.6	37.6
41	JAMBON LEA	Belleville sur saone 2	2004	9.8	7.5	10.4	9.4	37.1
42	ALLALI SAFA	Givors	2004	10.6	6.8	7.2	11.9	36.5
43	LAFARGE LISA	Irigny	2002	9.9	7.5	9.5	8.8	35.7
	TREILLON AMBRE	Belleville sur saone 2	2003	10.3	7.0	9.2	9.2	35.7
45	BOUCHARD CLOTILDE	Brindas	2005	9.7	6.5	9.2	10.1	35.5
46	DELECROIX ROMANE	Chaponnay 1	2002	8.5	6.5	9.7	9.8	34.5
47	SENOT EMMY	Savigny	2005	9.8	5.3	9.1	9.8	34.0
48	THENARD FLORIANE	Givors	2005	9.6	8.0	7.0	9.2	33.8
49	RENDU TESS	Limonest	2004	9.5	6.5	8.8	8.9	33.7
50	LYONNET LUCIE	Chaponnay 2	2007	10.5	5.2	9.4	6.8	31.9
51	SIOUANE ISCIA	Givors	2002	9.9	9.0	9.8	0.0	28.7
52	PELIGRY CLARA	Chaponnay 1	2003	9.7	9.1	9.1	0.0	27.9
53	LETTAT SOFIA	Givors	2005	9.5	0.0	6.9	9.3	25.7
54	TEYSSIER CHARLOTTE	Brindas	2001	9.3	2.7	8.6	0.0	20.6
55		Irigny	0	0.0	0.0	0.0	0.0	0.0
		Givors	0	0.0	0.0	0.0	0.0	0.0
		Limonest	0	0.0	0.0	0.0	0.0	0.0
		Belleville sur saone 2	0	0.0	0.0	0.0	0.0	0.0
		Savigny	0	0.0	0.0	0.0	0.0	0.0
		Chaponnay 1	0	0.0	0.0	0.0	0.0	0.0

### 3. FEMININ NIVEAU8 11-15 ans . SA\_DA (individuels)

#### 3.1. Résultats par équipes

	Equipe	Club					Total
1	Francheville	69--Gym dans'	36.3	37.1	37.1	38.3	148.8
2	St Priest	69--Gymnique association saint priest	34.4	37.7	38.0	38.0	148.1
3	Chaponnay	69--Chaponnay gym	34.2	37.9	36.6	39.1	147.8
4	Villeurbanne ASL	69--A.S.L.Gratte-Ciel	32.6	34.7	34.3	36.1	137.7
5	Lyon Ste Blandine	69--Espérance Sainte Blandine de Lyon	31.6	34.0	35.4	36.5	137.5
6	Miribel	1--ULM gymnastique	31.0	34.1	34.3	35.8	135.2
7	Oullins	69--Patron.laique oullins	32.8	33.8	35.3	32.7	134.6
8	Beaujeu	69--AMICALE LAIQUE DE BEAUJEU	31.1	32.0	33.4	31.6	128.1





#### 3.2. Résultats individuels

	Gymnaste	Equipe	Annee					Total
1	RODRIGUEZ LUNA	St Priest	2005	8.6	9.8	10.0	9.4	37.8
2	GOULET CAPUCINE	Francheville	2006	9.2	9.1	9.4	9.8	37.5
3	PIERRE MARINE	Francheville	2008	8.7	9.1	10.0	9.6	37.4
4	SASSI IMEN	St Priest	2006	8.9	9.5	9.3	9.3	37.0
	BROCHIER NOEMIE	Chaponnay	2005	8.9	9.2	9.4	9.5	37.0
6	BOMPART LILOU	St Priest	2006	8.9	9.1	9.3	9.6	36.9
7	TEBOUL ELOISE	Chaponnay	2006	8.8	9.5	8.8	9.6	36.7
8	DONNA LOU ANNA	Francheville	2005	9.3	9.5	8.6	9.1	36.5
	BUISSON NINA	Chaponnay	2006	8.1	9.4	9.0	10.0	36.5
	CELLIER SEBBAN JULIE	Chaponnay	2007	7.8	9.6	9.2	9.9	36.5
11	MARTIN GUILLEMETTE	Francheville	2007	9.1	9.4	8.7	9.2	36.4
	FASCIONE OLIVIA	Chaponnay	2005	8.4	9.4	9.0	9.6	36.4
13	BURKS MAKEDA	St Priest	2007	8.0	9.0	9.4	9.6	36.0
14	ABDELMOUMENE HAFSA	Lyon Ste Blandine	2008	8.6	8.8	8.9	9.4	35.7
15	NOSEDA ALIX	Villeurbanne ASL	2006	8.4	9.1	8.7	9.4	35.6
16	CHRISTOPHE ENOLA	Oullins	2008	8.6	8.3	9.4	9.0	35.3
17	LOUNI HAJÈRE	St Priest	2005	7.4	9.3	9.1	9.4	35.2
18	BOISSIER ELISA	Francheville	2008	7.9	8.1	9.0	9.7	34.7
19	SOLELHAC AYANO	Miribel	2007	7.8	8.1	9.4	9.1	34.4
20	BETOURNE-VIRMONT NINON	Villeurbanne ASL	2007	7.6	8.9	8.6	9.2	34.3
21	SALIBA-SYMPHOR AYLINE	Miribel	2007	7.8	8.4	9.1	8.9	34.2
22	KARBOUA MÉLIA	Oullins	2008	8.5	8.9	8.4	8.3	34.1
	HELLE ALICE	Villeurbanne ASL	2005	8.7	8.6	8.1	8.7	34.1
24	AGROUR ASSIA	Lyon Ste Blandine	2008	7.5	8.1	8.8	9.3	33.7
25	LEON CARTAGENA LOLA	Oullins	2007	8.1	8.9	8.5	7.8	33.3
	HENRY CHLOE	Miribel	2005	7.4	8.9	8.5	8.5	33.3
27	PRIEUR EUGENIE	Lyon Ste Blandine	2008	8.2	8.4	9.0	7.6	33.2
28	JOMAIN ELSA	Beaujeu	2006	7.7	8.2	8.8	8.1	32.8
29	NASSOURI KENZA	Lyon Ste Blandine	2005	7.3	8.7	7.8	8.8	32.6
30	BIGHETTI MANON	Villeurbanne ASL	2005	7.1	7.7	8.9	8.8	32.5
	ROTUNNO ELEANA	Miribel	2008	7.8	8.7	7.2	8.8	32.5





32	ZINI LEILA	Villeurbanne ASL	2005	7.9	8.1	7.7	8.5	32.2
33	DESMOLLE ROMANE	Beaujeu	2006	7.6	8.1	8.3	8.0	32.0
34	LAROCHE LOAN	Oullins	2006	7.6	7.7	9.0	7.6	31.9
	HENRY LAURA	Miribel	2008	7.6	8.0	7.3	9.0	31.9
36	CHAABNA CHAIMA	Lyon Ste Blandine	2006	7.3	6.8	8.7	9.0	31.8
37	BOUDENA SIRINE	Beaujeu	2007	8.0	7.6	8.0	7.4	31.0
38	JADOT LAURELINE	Beaujeu	2006	7.8	7.7	7.5	7.2	30.2
39	JANDARD CLOE	Beaujeu	2008	7.5	7.8	8.3	6.1	29.7
40	JACQUET MANON	Beaujeu	2007	6.5	7.9	5.9	8.1	28.4
41	DIWARA LÉA	Villeurbanne ASL	2007	7.4	6.3	2.9	8.6	25.2
42		St Priest	0	0.0	0.0	0.0	0.0	0.0
		Oullins	0	0.0	0.0	0.0	0.0	0.0
		Oullins	0	0.0	0.0	0.0	0.0	0.0
		Chaponnay	0	0.0	0.0	0.0	0.0	0.0
		Miribel	0	0.0	0.0	0.0	0.0	0.0

## 4. FEMININ NIVEAU2 11 + . SA\_DA (individuels)

### 4.1. Résultats par équipes

	Equipe	Club					Total
1	Irigny	69--Amicale laique irigny	33.2	36.0	34.5	35.3	139.0





### 4.2. Résultats individuels

	Gymnaste	Equipe	Annee					Total
1	REY EDEN	Irigny	2004	11.2	13.3	12.8	13.1	50.4
2	MOYNE PAULINE	Irigny	1998	10.5	11.9	11.1	10.5	44.0
3	PROT OCEANE	Irigny	2004	10.8	9.8	10.6	11.5	42.7
4	PARIZOT AUDREY	Irigny	1996	11.2	10.8	9.7	10.7	42.4
5	BONNIER MATHILDE	Irigny	1990	10.5	9.6	9.3	10.3	39.7
6	PELIN LAURA *	Givors 1 (indiv) (indiv)	1994	10.7	10.0	8.5	9.9	39.1
7	PRIMEL LAETITIA *	Irigny 1 (indiv) (indiv)	1990	9.6	7.2	9.8	10.3	36.9
8		Irigny	0	0.0	0.0	0.0	0.0	0.0







## 5. FEMININ NIVEAU2 11-18 ans . SA\_DA (individuels)

### 5.1. Résultats par équipes





	Equipe	Club					Total
1	Irigny	69--Amicale laique irigny	33.6	28.7	34.7	34.9	131.9

### 5.2. Résultats individuels

	Gymnaste	Equipe	Annee					Total
1	AGRAIN JULIE	Irigny	2006	12.0	8.7	12.0	12.1	44.8
2	MOREL CLARA	Irigny	2006	10.5	10.6	12.2	9.8	43.1
3	JACQUET SASHA	Irigny	2005	11.1	9.4	10.4	10.8	41.7
4	IYISABWE ITUZE BERSEN	Irigny	2006	9.6	0.0	10.5	11.7	31.8
5	BOSSARD LUCILE	Irigny	2005	0.0	0.0	0.0	11.1	11.1

## 6. FEMININ NIVEAU8 11 + . SA\_DA (individuels)

### 6.1. Résultats par équipes





	Equipe	Club					Total
1	Chaponnay	69--Chaponnay gym	35.5	39.3	38.5	39.3	152.6
2	Villeurbanne ASL	69--A.S.L.Gratte-Ciel	34.6	36.0	34.7	38.7	144.0
3	Irigny	69--Amicale laique irigny	34.2	35.0	32.9	37.9	140.0

### 6.2. Résultats individuels


	Gymnaste	Equipe	Annee					Total
1	SANCHEZ MARGAUX	Chaponnay	2000	9.3	10.2	9.5	9.8	38.8
2	MARCOS LAURA	Chaponnay	2003	8.9	9.8	9.8	9.9	38.4
3	JOLY CASSANDRE	Chaponnay	2001	8.9	9.8	9.5	9.8	38.0
4	CHEVRON CELIA	Chaponnay	2005	8.4	9.5	9.7	9.5	37.1
5	PETIT-CHHUN MARGOT	Villeurbanne ASL	2006	8.9	9.8	8.3	9.4	36.4
6	BOUZERAR LEONIE	Villeurbanne ASL	2003	9.0	8.5	9.3	8.9	35.7
7	DELONS AMANDINE	Irigny	2003	8.6	8.8	8.3	9.6	35.3
	AUSSEM CLARA	Villeurbanne ASL	2007	7.9	8.5	8.9	10.0	35.3
9	BORRONI LEA	Irigny	2006	8.9	8.0	8.3	9.6	34.8
	PINTO CLARA	Villeurbanne ASL	2004	8.5	9.1	7.8	9.4	34.8
11	BRUN--MARIN EMMA	Irigny	2007	8.9	8.4	8.0	9.3	34.6
12	DOMMANGE ELODIE	Villeurbanne ASL	2002	8.2	8.6	7.9	9.5	34.2
13	MORGILLO RAPHAELLE	Chaponnay	2002	6.1	8.9	8.7	9.8	33.5
14	TRINTY MARGAUX	Irigny	2007	7.7	8.3	8.3	8.9	33.2
15	MORGADINHO TEA	Irigny	2006	7.8	8.5	6.8	9.4	32.5
16	ROLLET LISA	Irigny	2006	6.8	9.3	7.1	8.5	31.7
17	GEORGE ANNELISE	Villeurbanne ASL	2000	0.0	0.0	8.2	9.8	18.0
18		Chaponnay	0	0.0	0.0	0.0	0.0	0.0

## 7. FEMININ NIVEAU3 11-18 ans . SA\_DA (individuels)

### 7.1. Résultats par équipes

	Equipe	Club					Total
1	Pierre Bénite	69--Patronage laïque de Pierre Bénite	32.5	34.9	33.6	32.8	133.8
2	Anse	69--Jeunesse ansoise	30.6	32.2	32.8	33.4	129.0

### 7.2. Résultats individuels





	Gymnaste	Equipe	Annee					Total
1	MICHEL LOUANN	Pierre Bénite	2004	10.7	12.3	11.6	11.8	46.4
2	BOLLAND LENA	Pierre Bénite	2001	11.0	11.9	11.5	9.6	44.0
3	CHEVALIER MANON	Anse	2003	10.3	11.8	10.6	11.1	43.8
4	BERERD LUDIVINE	Anse	2003	10.4	10.5	11.4	10.8	43.1
5	RIBAILLIER JULIETTE	Pierre Bénite	2004	10.8	10.7	10.4	10.9	42.8
6	BOUZERAIT INES	Pierre Bénite	2004	10.5	10.1	10.3	10.1	41.0
7	MATRAY CAMILLE	Anse	2003	9.9	9.7	8.9	11.5	40.0
8	CHEVALIER LOU	Anse	2005	9.7	9.9	10.8	9.4	39.8
9	HUCHET MATYLDA	Pierre Bénite	2005	9.5	9.0	10.5	9.9	38.9
10	PITTOIS MANON	Anse	2002	9.6	8.2	8.4	9.7	35.9
11		Anse	0	0.0	0.0	0.0	0.0	0.0

## 8. FEMININ NIVEAU1 11 + . SA\_DA (individuels)

### 8.1. Résultats par équipes

	Equipe	Club					Total
1	Villette d Anthon	69--Villette gym	33.4	31.4	34.8	36.7	136.3

### 8.2. Résultats individuels

	Gymnaste	Equipe	Annee					Total
1	AGHADJANIAN EMMA	Villette d Anthon	2000	11.4	10.5	12.4	12.9	47.2
2	NGOUNOU PAULINE	Villette d Anthon	2003	11.8	9.4	12.0	13.4	46.6
3	DELIASSUS EMMA	Villette d Anthon	2001	10.2	11.5	10.4	10.4	42.5
4	TARIFA ANOUK	Villette d Anthon	1999	0.0	0.0	0.0	0.0	0.0
		Villette d Anthon	0	0.0	0.0	0.0	0.0	0.0